

## IMPORTANT SAFEGUARDS

- Carefully read all instructions.
- Do not operate with lid open.
- Keep the appliance and its cord out of reach of children.
- Keep the product away from hot objects or surfaces.
- Unplug from outlet when not in use and before cleaning.
- When disconnecting the unit from the power supply, your grip should be on the plug and not the power cord.
- Do not insert or remove the power plug with wet hands.
- Never immerse the kettle or its power cord in water or liquids.
- The kettle is only intended for the purposes describe in this manual.
- If the kettle is damaged, stop using it immediately.
- If the power cord is damaged, it must be replaced by a qualified electrician.
- Do not disassemble the product, as this will invalidate the warranty.

PLEASE SAVE THESE INSTRUCTIONS

[adagio.com](https://adagio.com)

 adagio teas

# varieTEA


precise variable temperature kettle



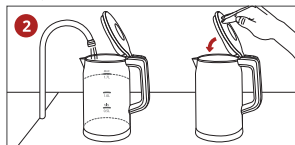
 adagio teas



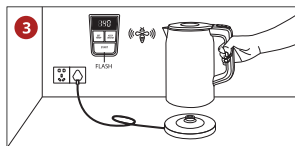
## HOW TO USE



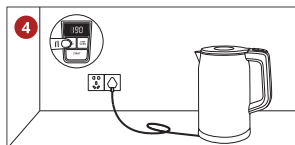
Press the button in the center of the lid to open it.



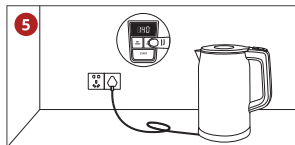
Fill kettle with water (0.5L to 1.7L) and press lid to close it.



Place the kettle on its base. The display will show the temperature of the water inside.



Press the SET TEMP button to select a temperature of 150F, 165F, 180F or 195F and press START.



Press the KEEP WARM button to maintain the desired temperature for one hour, indicated by the blue "on" button turning red.

## PREPARATIONS FOR USE

- |                                     |                                    |
|-------------------------------------|------------------------------------|
| 1. Carefully read all instructions. | 4. Plug power cord in outlet.      |
| 2. Remove packaging materials.      | 5. Follow "HOW TO USE" steps.      |
| 3. Unroll the power cable.          | 6. Dispose the first water boiled. |

The kettle will heat water to selected temperature and turn off. Temperature of the water will be displayed as it is heated, and the kettle will **beep three times upon completion.**

Taking the kettle off its base for less than three minutes will **not interrupt the KEEP WARM state.**

Press the **START** button without first selecting the temperature to make the kettle boil water (212F) and stop. The **KEEP TEMP option is not possible with the 212F setting** as this would make the kettle boil non-stop, causing the water to evaporate quickly.

Press the **START** button during any operation to quickly **turn the kettle off.**

## CLEANING AND MAINTENANCE

- |   |  |
|---|--|
| 1 Remove the plug from outlet and allow the kettle to cool. | 2 Clean the kettle with damp cloth. Do not immerse in water. |
|---|--|



Lime scale may build up with the use of tap water. Use descaling tablets to remove.